

# Estrella Mountain Community College

## Transfer Education

### Core Indicators of Effectiveness

#### Executive Summary of Results - March 2001

---

#### Core Indicator #1

#### Successful Transfer to Four-Year Institutions

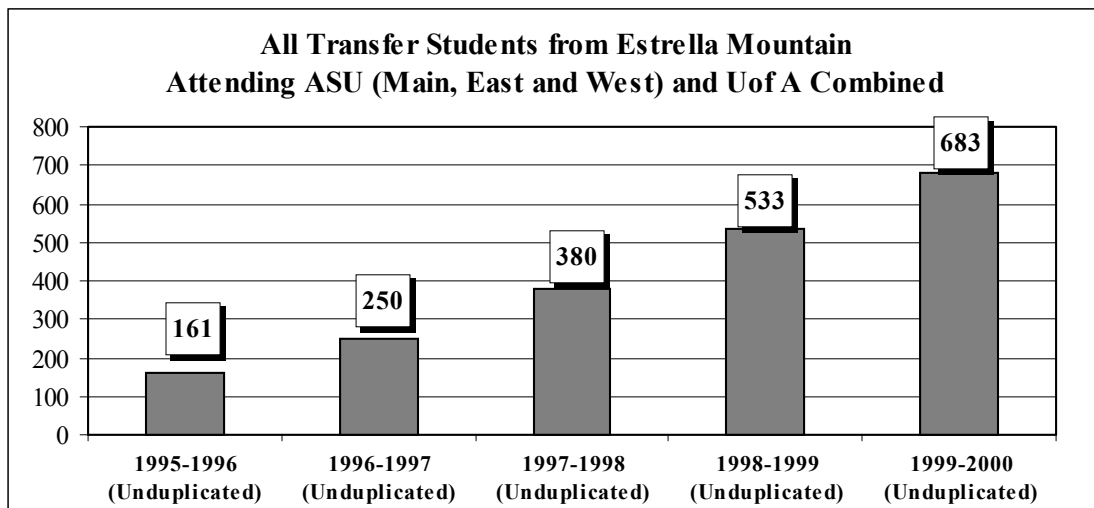
#### Results Summary:

Partial data are available for this core indicator and its related measures. Currently, transfer data from Arizona State University (ASU) and the University of Arizona (UofA) are available. While these data provide insight into Estrella Mountain's transfer effectiveness, these institutions only represent part of the transfer picture. Private institutions like the University of Phoenix and other public institutions like the University of Northern Arizona are not currently being tracked. Also, the University of Arizona was unable to provide transfer data for the 1998-1999 school year. Some experimental data from the new ASSIST database is now available, but the integrity of the data will not be known until this summer.

Surveys of former Estrella Mountain alumni and graduates indicate that students are transferring to more than 10 different 4-year institutions. Hence, there is not enough data available to calculate overall transfer rates.

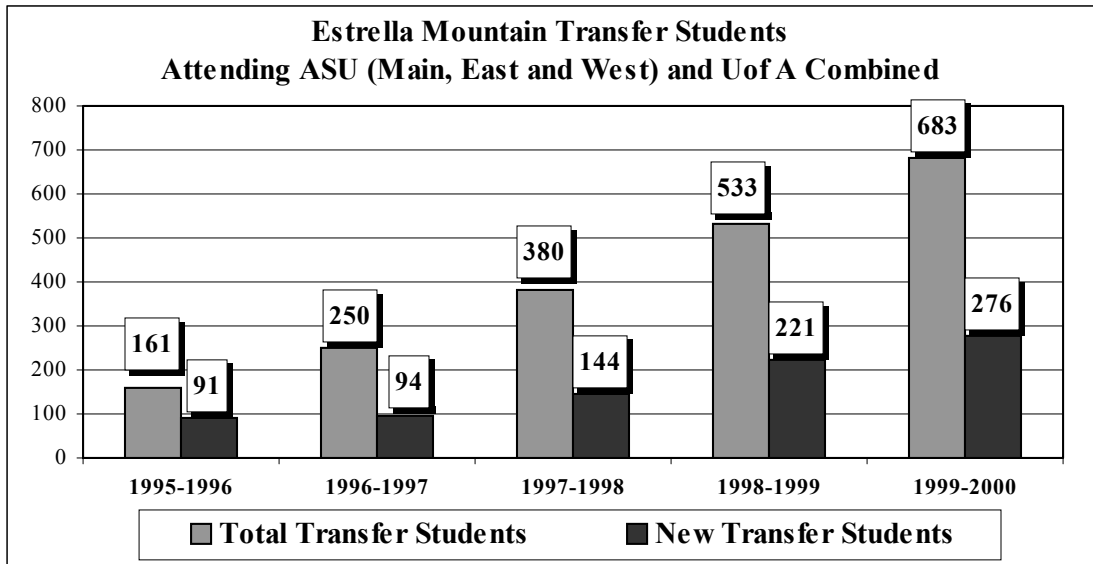
#### Key Findings:

- The overall number of Estrella Mountain transfer students attending ASU (West, Main and East) continues to increase.

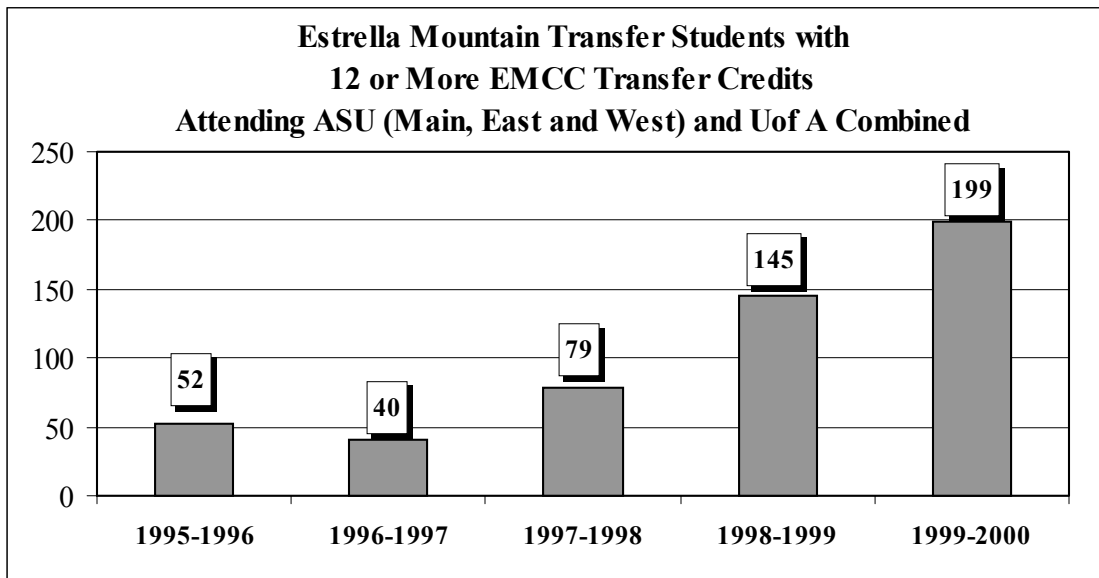


- Close to 40% of Estrella Mountain transfer students attending ASU have transferred just 1-12 credit hours from EMCC. Of those students who transfer 1-12 EMCC credit hours, approximately 2 out of 3 have more than 12 total transfer hours when Estrella Mountain is combined with other transfer institutions. This may reflect the “swirling” phenomena of students transferring credits from multiple colleges.

Between the 1995-1996 and 1999-2000 school year new transfers grew from 91 to 276. During the 1999-2000 school year the number of all students grew to 683 students.



- The number of new Estrella Mountain transfer students with 12 or more EMCC transfer hours attending ASU and U of A has also increased every year over the last five years.



- The majority (55-81%) of Estrella Mountain Associate Degree graduates transfer within one year of graduating from Estrella Mountain. The most recent graduate follow-up data indicate that approximately 57% continue of Associate Degree Graduates enroll in a four-year institution with one year of graduation. This most recent figure is lower than previous highs.

**Percent of Associate Degree Graduates that Transfer within One Year\***

1994-1995 Graduates	81%
1995-1996 Graduates	68%
1996-1997 Graduates	55%
1997-1998 Graduates	61%
1998-1999 Graduates	57%

\* based on annual graduate surveys conducted by the Office of Planning and Institutional Effectiveness

**Core Indicator #2  
Success at Transfer Institutions**

**Results Summary:**

Measures for this core indicator focus on Grade Point Average (GPA) comparison between EMCC transfer students and the general ASU population as well as self-evaluations by Estrella Mountain graduates who have transferred to universities. Currently, Arizona State University is the only institution with complete GPA information available on all EMCC transfer students. Additionally, data on self-evaluations is limited to Estrella Mountain graduates who have transferred to 4-year institutions.

**Key Findings:**

- EMCC students who have transferred at least 12 EMCC credit hours have similar GPA's compared to the general population of ASU students. In 1998-1999, the overall GPA of Estrella Mountain transfer students is similar to the GPA in most ASU colleges. There were just two ASU colleges that Estrella Mountain students performed more than a quarter of one grade point lower than the general ASU population. These colleges are the Architectural Design (ASU Main Campus) and the Education College (ASU Main Campus only). It should be noted that only a few Estrella Mountain transfer students are enrolled in the ASU College of Architectural Design, so poor performance by just one student impacts the overall GPA for this cohort.
- In 1998-1999 the overall GPA of Estrella Mountain transfer students (12+ transfer hours) increased in approximately 2 out of 3 ASU colleges.

- The most recent EMCC graduate survey indicates that the majority (81%) of graduates who transferred to 4-year institutions report that EMCC has helped them be “fully” or “mostly” prepared for university coursework.

**Core Indicator #3  
Degree Program Completion**

**Results Summary:**

The number of AA degrees continues to increase every academic year. However, the absolute number of degrees is still small. For example, last academic year Estrella Mountain awarded 78 AA degrees. It is unknown how the addition of Arizona General Education Curriculum (AGEC) option will impact degree completion.

**Key Findings:**

The data below are for AA and AS degree completers only. The Core Indicator may need to be updated to include AGECE completers as well. The general trend is that Estrella Mountain continues to increase the number of AA and AS awards.

<b>Academic year</b>	<b>AA</b>	<b>AS</b>	<b>Total:</b>
93-94	9	0	9
94-95	28	0	8
95-96	32	2	34
96-97	37	2	39
97-98	48	0	48
98-99	70	0	70
99-00	78	0	78